

Watercrest Community Hurricane Binder 2026



Table of Contents



- I. Management Duties: Pre & Post storm (pp. 3-6)
- II. Resident Information Sheets (pp. 7-15)
local shelters (p.11)
- III. Emergency Contact Information (pp. 16-18)
- IV. Evacuation Map for local Counties (pp. 19-20)
- V. Vendor sheet/ Employee Contact Information (p. 21)
- VI. COVID-19 hurricane preparation (pp. 22 -23)

IMPORTANT NOTE REGARDING WATERCREST RESIDENTIAL HURRICANE SHUTTERS

Governing documents for the Watercrest community prohibit homeowners from installing, or deploying, hurricane shutters until Florida officially declares the approach of a named storm (most often a hurricane). All shutters must be removed, or raised/opened, within seven (7) days after the storm has officially passed by.

In addition to information contained within this document, Watercrest residents are encouraged to consider up-to-date advice from the following sources:

scgov.net/beprepared AlertSarasotaCounty.com

FLORIDADISASTER.ORG

Hurricane Binder

The Florida Hurricane Guide is available to be downloaded at

FLORIDADISASTER.ORG/GUIDE

Even though Watercrest is located within Sarasota County, residents will benefit from monitoring emergency information being shared by the City of Venice:

[Weather and Disaster Information | Venice, FL](#)

Section I

Pre Storm
Post Storm



Pre-Storm

The following are the procedures that will take place in advance of a Hurricane event in our area:

JUNE

- ❑ Review the Association's Insurance coverage and emergency numbers. Be ready to accumulate information to expedite any filing of any necessary claims.
- ❑ Review procedures with Association Board of Directors.
- ❑ Contact vendors to ensure we will be a priority after the storm. If a signed agreement has to be in place, it should be done by June. Key vendors are restoration, air conditioning, water and electricity.

96 HOURS

- ❑ Access www.nhc.noaa.gov or www.weather.com to track the progress and projected path of the upcoming hurricane.
- ❑ Review and complete the Hurricane Checklist.
- ❑ Review and print off a current Association Spec sheet. Ensure that all numbers are accurate including lawn service, plumber, employees, electrician, etc. Keep updated copy in Hurricane Binder.
- ❑ Inventory and purchase necessary items to secure the Association amenities. Items include: plastic bags, duct tape, screws, washers, bolts, flashlights, batteries, cell phone charger, camera, film, gloves, goggles and a rain jacket.
- ❑ Ensure that all gas cans are filled and purchase additional storage containers and gas if necessary.
- ❑ Review plan and procedures with the BOD.
- ❑ Make arrangements with contractors who will be of assistance in case of an event. Vendors include: lawn service, tree trimmers, glass companies, water & sewer department, plumber, electrician, etc.
- ❑ Assemble and post notices including an Emergency Evacuation plan.
- ❑ Request all employees to be personally prepared 72 hours prior to an event.

72 HOURS

- ❑ Examine common areas and identify possible problems that could become projectiles. Items include: signs, lounge chairs, plants, garbage cans, ash trays, trash containers, light fixtures, globes and any loose items around your property.
- ❑ Make storage arrangements for above items.
- ❑ Do not trim trees or create any debris that cannot be safely removed or secured prior to a storm.
- ❑ Obtain supplies for possible boarding up if windows are damaged.

48 HOURS

- ❑ Begin to secure personal property located throughout the Association. Minimal items should be left out on the property that can quickly and easily be stored.
- ❑ Meet with staff to ensure that areas are secure and that they are informed and ready in case of an event.
- ❑ Pass out a front and back flyer to residents advising them of the risk of staying in the unit and advising them of the rules before and after a storm.

24-36 HOURS

- ❑ Shut off irrigation system
- ❑ Have pool lowered 12-24 inches.
- ❑ Shut off pumps and fountains in Association
- ❑ Back up all data on local hard drives.
- ❑ Secure all office files and move items away from floors.
- ❑ Cover all sensitive equipment including: computers, monitors, keyboards, tower, copiers, fax machine and all other electrical equipment. Keep equipment a minimum of 12 inches off the floor.
- ❑ Move and store all portable equipment, books, files and binders at least 12 inches off the floor.
- ❑ Contact BOD liaison to ensure that emergency evacuation plan is in force and confirm expected shutdown time.
- ❑ Provide up-to-date telephone emergency contact information to the BOD and to Sunstate emergency on-call staff.
- ❑ Ensure that property is secure and obtain permission to be released from duty.
- ❑ Continue to monitor the storm and keep the residents updated throughout as much as possible.

Post-Storm

Immediately after the storm the following procedures will take place:

- ❑ Security – Ensure gates are working as soon as possible after the storm passes.
- ❑ Contact insurance to place claim after building inspection if needed.
- ❑ If leaks exist, stop and temporarily repair to avoid further damage.

The following will take place after a hurricane has affected the Association:

Property Management

- ❑ Create list of storm damage from on-site inspection
- ❑ Check on status of Association Vendors and Board Members
- ❑ Inspect property and develop list of remediation requirements
- ❑ Contact outside contractors as required
- ❑ Complete emergency remediation
- ❑ Coordinate clearing of debris from storm sewers
- ❑ Coordinate removal of fallen palm fronds
- ❑ Coordinate return of property to normal operations:
 - Irrigation contractor – check irrigation system
 - Lawn Contractor/Maintenance Dept – clear fallen trees & debris
 - Management – check all streetlights & signs
 - Management – return stored items


Communication Plan

- ❑ Call in to supervisor with post storm review of property
- ❑ Email property status and remediation summary to Association Board Members
- ❑ Post informational memo to homeowners regarding debris removal

Section II

Resident Information Sheets

Local Shelters



Preparedness & Evacuation Information THINK. PLAN. ACT.

Hurricane Season: June 1 – November 30

Hurricane procedures should be a priority in your home. All residents who live in Watercrest Community are Level C evacuation. Meaning A, and B will be evacuated before you. You can refer to Sarasota County evacuation procedures. Have a plan on how you would secure your home and where you would go if you need to evacuate. Please take evacuation seriously, plan for the unexpected.

TROPICAL CLIMATE

Tropical Depression – An organized system of clouds and thunderstorms with a defined surface circulation and maximum sustained winds * of 38 MPH

Tropical Storm – An organized system of strong thunderstorms with a defined surface circulation and maximum sustained winds of 39-73 MPH

Hurricane – an intense tropical weather system of strong thunderstorms with a well-defined surface circulation and maximum sustained winds of 74 MPH or higher.

SAFFIR – SIMPSON SCALE

Category 1: Sustained winds of 74-95 MPH

Category 2: Sustained winds of 96-110 MPH

Category 3: Sustained winds of 111-130 MPH

Category 4: Sustained winds of 131-155 MPH

Category 5: Sustained winds of 155+MPH

HURRICANE WATCH – Meaning a hurricane may strike your area within 24-48 hours

Preparation Plan

Residents are urged to develop a disaster preparedness plan before an emergency strikes. Plan where you will stay, how you will get to where you are going and what supplies you will need.

1. Make arrangements with relatives or family living in a non-evacuation zone, check into a hotel located inland, or as a last resort a public shelter. You will find these below.
2. Have a transportation plan for emergencies.
3. Tell a family member or neighbors where you would go to stay in case of an emergency.
4. If you own a boat have a plan to secure it.
5. Do not leave pets behind. Make arrangements with a kennel or friend. There are hotels and certain public shelters that will house animals.

Before Evacuating Secure your Home

Remove any items outside of your home that could be projectiles. These may include: tables, chairs, garbage cans, plants, other furniture, umbrellas, and any unsecure structure.

Remember the following when planning home evacuation:

- Fill prescriptions and fill vehicle gas tanks
- Unplug all electronics, TV/ computer, satellite dish must be moved inside.
- Move furniture and electronics away from windows and cover with plastic. Turn refrigerator to its coolest setting
- Place valuables in waterproof containers and store in high place.

Necessary Supplies to have on hand

Maintain a two-week supply of food and drinks for the return home after the storm.

Consider the following items:

- Water
- Ice
- Dietary items
- Canned meats, fruits, soups, etc.
- Dry cereal
- Crackers,
- Granola bars, protein bars
- Peanut butter
- Bottled juices
- Non-refrigerated baby food or formula



Survival Kit

Keep a kit at home with the following items included to take in evacuation:

- Radio, TV, fan
- Flashlights
- Batteries
- Can opener
- Blanket & pillow
- Clothing
- Mosquito repellent
- Matches, lantern or lighter
- Prescription medication
- First aid kit

Pet – Do not leave pets at home! Sarasota County has pet-friendly evacuation centers. Pre-register with the county when considering pet shelters. Gather the following pet items:

- Photo of pet & owner (proof of ownership)
- Veterinarian records
- Flea & tick prevention / treatments
- Leash, collar, carrier
- Food
- Water

Evacuation Shelters

In the event of a community emergency, Sarasota County has emergency shelters for residents and visitors as a last resort. Become familiar with the shelter information provided and ensure everyone in your household knows the following shelter facts:

- Shelters are opened on an “as – needed” basis
- Shelter opening may vary with each emergency
- Pet-friendly shelters require vaccination records for dogs & cats
- Never to go a shelter unless local officials have announced it opened
- Current shelter information is available from local radio and television stations, the Sarasota County call center at 941-861-5000 or visit www.scgov.net.

Sarasota County Evacuation Shelters

Sarasota's 11 shelters

- Booker High, 3201 N. Orange Ave.
- Fruitville Elementary, 601 Honore Ave.
- Southside Elementary, 1901 Webber St.
- Brookside Middle, 3636 Shade Ave.
- Phillippi Shores Elementary, 4747 Tamiami Trail
- Riverview High, 1 Ram Way
- Gulf Gate Elementary, 6500 S. Lockwood Ridge Road
- Heron Creek Middle, 6501 West Price Blvd., North Port
- North Port High, 6400 West Price Blvd., North Port
- Atwater Elementary, 4701 Huntsville Ave., North Port
- Woodland Middle, 2700 Panacea Middle, North Port

[UPDATED TO SARASOTA'S LATEST WEBSITE INFO ON SHELTERS-2026]

Sarasota County Emergency Phone Numbers

| | |
|---|---------------------|
| Sarasota County Department of Emergency Management | 941-861-5000 |
| Venice City Hall | 941-486-2626 |
| Venice Police Department | 941-486-2444 |
| Special Needs Registration | 941-861-5000 |
| Venice Fire Department | 941-480-3030 |
| Report a Power Outage | 1-800-468-8243 |
| Water or Sewer Emergency | 941-486-2770 |
| Deaf Communications for TDD Messages | 941-861-1833 |
| Red Cross Manatee Chapter | 941-792-8686 |
| Animal Services | 941-749-7103 |

During actual hurricane operations, please restrict calls to your emergency management office to those that are absolutely necessary (for emergency assistance or information). **DO NOT DIAL 911 for hurricane information. This line is designated for life or death emergencies.**

Watercrest Community Association Hurricane Procedures Hurricane Season is June 1st- November 30th

Dear Residents,

Below is an outline of hurricane procedures for Watercrest. Please make sure to have emergency supplies. This includes: canned & dry food items, water (1 gallon per day per person), flashlight, batteries, powered radio, first aid kit, and any prescription medications.

Patios:

All furniture must be removed from patios including but not limited to: potted plants, tables, chairs, umbrellas. If you are not going to be at your residence during the storm you must make arrangements for all projectile items to be removed from your patio. Please do not rely on the management staff to make these arrangements. In the event any damages are caused due to any flying object coming from your home the homeowner will solely be responsible for this cost.

Emergency Services:

Emergency services will not be easily available, if at all during a storm. If you have a medical condition that could warrant a need, you will need to consider other arrangements until the storm has surpassed our location.

Evacuation:

Mandatory evacuation will be mandated by the local authorities. We ask that you keep up with the local news and government status so you are aware of the storm's path. Fallen trees may make the roadway impossible to get through. We ask that you plan accordingly. You may find local hotels that will keep a reservation open for you with payment information provided.

Important Documents:

You may want to put important papers, medications and other items that are easily damaged by water inside a plastic container or zip lock bag.

Hurricane WATCH:

This is when conditions in a specific area are at the high possibility of being affected by the storm. Hurricane WATCH may be issued for over 100 miles of coastline. Evacuation zones are identified by the likelihood of being flooded.

Hurricane WARNING:

When the hurricane is expected to occur in a specified area a warning will occur within twenty-four (24) hours of landfall. Complete all storm preparations and immediately follow local emergency management advice including evacuating locations.

Insurance:

It is crucial to obtain pictures, videos and witness accounts of all damage for an insurance claim to be completed. Warranty books with model & serial numbers of appliances and other personal property and recommended to be kept in a safe and secure easy to retrieve location. In the event your local agent is unavailable, make sure that you have corporate headquarters office

phone number on hand.

For insurance purposes you will want to take many photos, appliance serial numbers and provide as much information as you can when making a claim after a storm. You may want to take before and after photos of the inside and outside of your home.

Guests:

It is strongly recommend that guests be kept to a minimum when a hurricane WARNING has been issued.

Leaving your home:

Inform family and friends of intended destinations when travelling before, during or after a storm.

Pets:

Most shelters do not permit animals. Contact Sarasota County Call Center (941-861-5000) or Manatee County Emergency Operations (941-749-3500) in preparation for information on which shelters will permit animals. Pets may NEVER be left unattended. When travelling, make suitable arrangements for pets which may mean including them in evacuation or boarding them with a kennel, etc.

Swimming Pool:

Pool furniture will be stored during hurricane WATCH. Use of the pool may be suspended due to approaching weather, The pool will be chlorinated during hurricane WATCH and will remain out of commission for an additional two (2) days post storm.

Recovery after Storm:

After a storm, roadways may be impassable limiting access to some homes. When roadways are clear landscaping crew will arrive on site for clean-up. This clean-up will take some time and may not be complete for a while. We ask that there is patience during the clean-up process. Electricity and water may not be functioning for days after the storm. You will need fresh water on hand until services are restored. The following items could be helpful to have on hand after a storm:

- Cash and rolls of quarters
- Two weeks' worth of bottled water - – One gallon of water, per person, per day plus a gallon of water per pet, per day.
- Non-perishable food, manual can-opener
- Flashlight
- Batteries
- First aid kit
- Cooler for food/ ice
- Garbage bags
- Disinfectant

*NOTE: One of the greatest dangers after a hurricane are downed power lines. Do NOT walk near or drive over any wires lying on the ground. Please do not allow children, adults to play in standing water after an event, as the water may be contaminated or harbor vermin like ants, snakes or alligators.

Returning to the property:

Public safety is official's number one priority and purposes so please remain patient. Refer to the local news and local media sources for possible road closures and curfews. A reoccupation order can take hours, days or weeks to receive. After the order of reoccupation has been issued, you may have to provide proof of residency to road – block officials to re – enter the

roads to your home or even the county. This is for protection of your home or business.

Trash/ Waste:

The trash will not be picked up or removed during a storm. Please deposit all trash before a hurricane and refrain from depositing during a hurricane. For this can form buildup of mold or bacteria.

What goes into what pile after a storm?

Garbage: Spoiled food or contaminated recyclables, such as web cardboard and paper, should be placed in cans or plastic bags and put at the curb.

Construction Debris: Structural debris and bulky waste materials i.e. drywall, carpet etc. Should go into its own pile.

Landscaping: Yard waste, tree branches, leaves should be in their own pile.

Appliances: Refrigerators, washers, freezers, air conditioners, dryers, dishwashers, stoves etc. should go into their own pile.

Electronics: DVD players, Televisions, stereos, computers etc.

Water:

If you are staying in your home, you may lose water due to county's lack of service or loss of service. Keep at least one gallon of water per person for each day. A two-week supply is prudent. Clean your tub with bleach and fill your tub for cooking, washing and to flush your toilets.

WE HOPE THIS INFORMATION HAS BEEN HELPFUL. PLEASE REMEMBER MANAGEMENT WILL BE BUSY BEFORE AND AFTER A STORM SECURING COMMON AREAS. THANK YOU!

DISASTER KIT REFERENCE SHEET

Keep

Identification for ALL FAMILY MEMBERS on hand

Food & Water

- Water (one gallon for drinking per person per day. One gallon for cooking & hygiene per person per day. Prepare for at least up to two weeks.
- Canned meat
- Canned fish
- Canned soup
- Canned fruit
- Canned juice
- Dried foods
- Evaporated milk
- Baby formula
- Cereal
- Pasta
- Rice
- Bread
- Peanut butter
- Crackers
- Trail mix
- Granola bars

Kitchen Accessories

- Manual can opener
- Paper towels, paper plates, paper cups
- Plastic forks, spoons, and knives
- Cooking pot
- Cooking fuel
- Camp style cook top
- Aluminum foil
- Plastic garbage cans
- Bleach
- Sanitizer

Tools

- Paper
- Pencil
- Needle & thread
- Pliers
- Wrench
- Screwdriver
- Duct tape
- Flashlight
- Batteries

- Candles
- Matches, lighters
- Battery powered radio

Hygiene Items

- Bar of soap/ waterless soap
- Sanitary napkins
- Toilet paper
- Paper towels
- Plastic garbage bags
- Bleach
- Liquid detergent
- Shampoo
- Deodorant
- Toothpaste
- Toothbrush
- Comb
- Brush

Physical comfort items

- Change of clothing
- Socks
- Underwear
- Coat
- Raingear
- Waterproof hat
- Towel
- Blanket
- Sleeping bags
- Pillows
- Sturdy shoes
- Lawn chairs

Medical Items

- First aid kit
- Prescription medication
- Insulin
- Scissors
- Antibiotic ointment
- Non-prescription pain medication
- Antihistamine
- Anti- diarrhea medication

Entertainment Items

- Board Games
- Books, magazines
- puzzles

Section III

Emergency Contact Information



Register

CodeRED: a computer software system, can call every city resident with an emergency message in less than four hours. If your phone rings during hurricane season, it could be the city with recorded information about emergency conditions, shelters or other items of interest. To update information to be assured of receiving such calls, go to the city's website: www.venicegov.com and click on CodeRED at the top of the homepage (above the search bar). Then fill out the form and submit.

Emergency Contacts

| Contact/ Agency | Phone Number/ Web Address |
|-------------------------------------|--|
| Property Manager | 941-870-4920 |
| Sunstate Emergency 24/7 | 941-870-4920 |
| American Red Cross | 941-379-9300 |
| CodeRED | 941-882-7401 |
| Sarasota County Call Center | 941-861-5000 |
| Manatee County Call Center | 941-749-3500 |
| Catholic Charities | 941-379-9111 |
| Evacuation Information | 941-861-5000 |
| Federal Emergency Management Agency | 800-525-0321 |
| Florida Department of Elder Affairs | 850-414-2000 |
| Florida Department of Insurance | 877-693-5236 |
| Florida Highway Patrol | 941-483-5911 |
| Florida Power & Light (FPL) | 800-468-8243 |
| Friendship Volunteer Center | 941-953-5965 |
| Manatee County Emergency Management | 941-748-4501 |
| National Flood Insurance Program | 888-225-5353 |
| National Hurricane Center | www.nhc.noaa.gov |
| National Weather Service | www.nws.noaa.gov |
| NOAA Weather Radio | FREQ 162.40 MHz |
| Salvation Army | 941-954-4673 |
| Small Business Administration | 800-488-5323 |
| Sheriff's Department | 941-861-5800 |
| Special Needs Registry | 941-861-5000 |
| Suncoast Communities Blood Bank | 1-877-97-BLOOD (25663) |
| TDD- Deaf Communications | 941-861-1833 |
| United Way | 941-366-2686 |

DO NOT CALL 911 FOR HURRICANE INFORMATION THIS IS FOR LIFE THREATENING EMERGENCIES ONLY

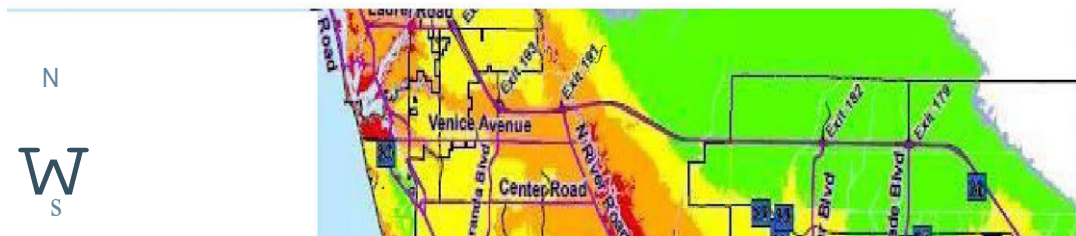
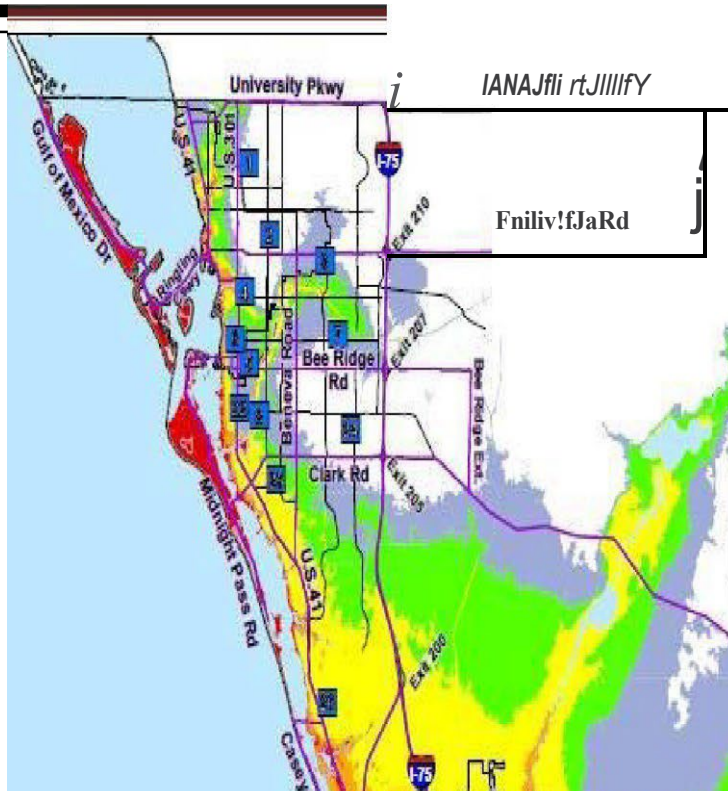
Local Radio & TV Stations & WEB

| Media Organization | Phone Number | Web Address |
|----------------------------------|----------------|--|
| Department of Community Affairs | | www.dca.state.fl.us |
| Division of Emergency Management | | www.floridadisaster.org |
| County's Website | | www.scgov.net |
| SNN Channel 6 | 941-361-4627 | www.Snntv.com |
| WWSB Channel 7 | 941-923-6397 | www.mysuncoast.com |
| WFLA Channel 8 | 813-228-8888 | www.wfla.com |
| WTVT Fox 13 | 813-876-1313 | www.fox13news.com |
| WFTS Channel 28 | 1-877-833-2828 | www.abcactionnews.com |
| WSTP Channel 10 | 727-577-1010 | www.wstp.com |
| WDDV – 92.1 FM | 941-955-8187 | |
| WCTQ – 106.5 FM | 941-388-3936 | |
| WTZB – 105.9 FM | 941-552-4800 | |
| WSRZ – 107.9 FM | 941-552-4800 | |
| WLSS – 930 AM | 941-363-0930 | |
| WBSV Channel 62 | 941-397-0062 | |
| Bay News 9 | 727-329-2400 | www.baynews9.com |
| ClearChannel 1230 AM | | |
| WENG 1530 AM | | |
| WJIS – 88.1 FM | 941-753-0401 | |
| WFLA – 970 AM | 813-228-8888 | |
| WWPR – 1490 AM | 941-761-8843 | |

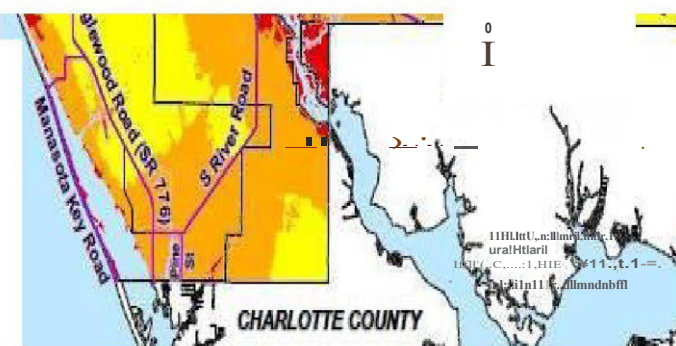

Section IV

Evacuation Map





Scale: 0, 5, 10 Miles



Sarasota County Shelter Information

In the event of a community emergency, Sarasota County has 20 emergency shelters for residents and visitors available as a last resort. Become familiar with the shelter information provided and make sure everyone in your household knows the following shelter facts:

- Shelters are opened on an as-needed basis,
- Shelter openings may vary with each emergency,
- Pet friendly shelters require vaccination records for dogs and cats.
- Never go to a shelter unless local officials have announced it is open,
- Current shelter information available from local radio television stations, the Sarasota County Call Center at 941.875.0000 and Access Sarasota, More information is available on the county website, www.fl.s.gov.net,

| Sarasota County Shelters | | | | |
|--------------------------|-----------------------------|--------------------------|--------------------------|--------------|
| Shelter # | Shelter Name (MDI) | Address (LD/MI) | Approx. Shelter Capacity | Shelter Type |
| 1 | Elkora Middle School | 21511 Northlot | 100 | |
| 2 | Tuttle Elementary School | 2863 8th St | 100 | |
| 3 | Bishop Nevins Academy | 4830 Fruitville Rd | 100 | |
| 4 | Sarasota High School | 1000 S School Ave | 270 | Dog, Cat |
| 6 | Southside Elementary School | 1911 Wible Rd | 200 | |
| 7 | Brentwood Elementary School | 255a Vinilla Jct | 250 | |
| 8 | Riverview High School | 1000 W 4th St | 180 | Dog, Cat |
| 22 | Phillippi Shores Elementary | 4747 S Tamiami Trl | 320 | |
| 24 | Ashton Elementary School | 5110 Ashton Rd | 300 | |
| | | 6500 S Lockwood Ridge Rd | 210 | |
| | | 501 Old Venice Rd | 150 | Dog, Cat |
| | | | 180 | |
| 26 | North Port High School | | 200 | Dog, Cat |
| 33 | North Port High School | | 210 | Dog, Cat |
| 34 | North Port High School | | 210 | Dog, Cat |
| 35 | Toledo B | | 240 | |
| 36 | Wood | | | Dog, Cat |
| 37 | Taylor R | | | |
| 38 | Atwater Elementary School | | | |

Section V

Spec Sheet
Employee Contact Information



Residents reminded to prepare for hurricane season

Sarasota County reminds everyone to prepare for hurricane season

As Florida enters hurricane season on June 1, residents are encouraged to take precautions for hazardous weather while keeping COVID-19 precautions in mind. Ensure disaster supply kits are complete and plans are made. Knowing the risk, getting prepared, and staying informed are vital steps everyone can take to get ready for hurricane season.

COVID-19: Centers for Disease Control and Prevention guidelines and precautions related to COVID-19 should be utilized in preparations. Add cloth face masks and hand sanitizer to disaster kits. Consider an evacuation plan that allows for staying with friends or family and remember to socially distance if possible. Hurricane evacuation shelters should be a last resort. Sarasota County evacuation centers will use Florida Department of Health and CDC guidelines for screening, use of masks, social distancing and increased sanitation.

Stay Informed: Sign up for [Alert Sarasota County](#) or for the Sarasota County emergency newsletter to stay informed in the event of an emergency.

Sign up for both by visiting the Emergency Services page on [scgov.net](#). In addition, monitor local media stations, Sarasota County Facebook and Twitter accounts for hurricane watches and warnings in your area. Remember to follow directions of local officials, along with having a battery-operated or hand-crank radio available should the power go out.

Know Your Risk: The community is encouraged to check and memorize their hurricane evacuation level on the maps available online at [scgov.net/beprepared](#).

According to Sarasota County Emergency Management officials, just because you can't see water from your home, doesn't mean you're not at risk for storm surge. The storm surge maps are available online by visiting [scgov.net/beprepared](#).

Be Prepared: Take action now by having an evacuation plan for your family - including pets - along with a communications plan and a disaster kit. A disaster kit should have supplies to last each person and pet one week to 10 days. Kits should include a cloth mask and hand sanitizer, important paperwork and medications.

Resources and support may not be available within the first 72 hours of a storm, depending on its severity.

The state offers a sales tax holiday each year. Please see link for dates and a full list of qualifying items can be found at floridarevenue.com/disasterprep.

Those with qualifying medical needs are encouraged to complete the [Medically Dependent online application](#). Online applications will stop being accepted at 60 hours prior to expected impact of storm.

Those who need transportation to an evacuation center are encouraged to fill out the [online form](#). The registration process will cease when landfall is expected within 60 hours.

For more information on how you and your family can be prepared, visit www.scgov.net/beprepared or call Sarasota County Contact Center at 941-861-5000.